

# MIRÓ

Fundació Joan Miró  
\* J... Barcelona



20 OCTOBER 2023  
— 25 FEBRUARY 2024

FOR FAMILIES

ART-RELATED SUGGESTIONS  
FOR VISITING THE EXHIBITION

# PICASSO

Exhibition organized by the Museu Picasso Barcelona and the Fundació Joan Miró with the support of the Spanish National Commission for the Commemoration of the 50th anniversary of the death of Pablo Picasso and the Musée national Picasso-Paris

Main sponsor of the Fundació Joan Miró:

Picasso Celebration 1973 – 2023  
50 exhibitions and activities to celebrate Picasso:

With the support in Spain:



**Explore** the Miró-Picasso exhibition as a family.  
**Power up** your creativity and your imagination  
and look at the world with **the eyes of an artist**,  
just as Miró and Picasso did.

In this unique and unrepeatable exhibition, you  
will be able to view works by Joan Miró and Pablo  
Picasso that have come from all around the world  
to tell us about the close friendship between the  
two artists that lasted for more than fifty years.



Joan Miró  
1893-1983

Pablo Picasso  
1881-1973



# JOAN MIRO PABLO PICASSO

## DURING YOUR VISIT

During your visit, you will explore the works using all your senses so you can enjoy them to the full. We make five suggestions for you to focus on the colours, lines, figures, measurements and everything else that most catches your eye in the works. Carefully observe the paintings, sculptures, artist's books, ceramic pieces and other items so that they remain fixed in your memory.

---

## AT HOME

When you get home, think back and turn on your creativity while completing the more practical part of the suggestions. You'll need paper, colours and imagination so you can have maximum fun!

---

To conclude this material, we'd like to give you something you can take home, a viewer that you will find very useful for observing the world. This viewer will enable you to focus on reality and spot the details that go unnoticed by the naked eye, and, just like artists, it will give you different views of your surroundings.


Look at the world with the eyes of an artist!

# Affinities and Divergences

Choose a work by each artist in the same room. Look at them carefully, separately at first and then together. Notice the figures, lines and colours that the artists use to portray 'reality'. What similarities do you see between them? And what about the differences?

Take a photo of each work – without flash, please! – so that you can remember them.

When you get home, write or draw on the chart what you think the similarities and differences between the two artists are.



# Let's Make Music with Colours and Forms

Position yourself in front of a work that has different forms, colours, blots and so on. Associate each form, colour or blot with a sound and, in a quiet voice so as not to disturb the other visitors, sing the work based on these sounds.

When you get home, draw these forms, colours and blots on the staff and play your score using instruments, pots or plates. You can associate with them the same sound you sang in the exhibition or create new ones.



# Path of Poetry

Taking your inspiration from the titles of the works or in the poems you will read in Miró and Picasso's artist's books, focus on the words or phrases you like. Every member of the family will be responsible for remembering three or four.



When you get home, create your own drawn poem. Play with the blank space on the piece of paper and fill it with words or phrases that reflect what you felt during your visit: ideas, sounds, feelings, etc.

**TWO ARTISTS**

# Let's Design an Object

Learning about and looking at works by other artists help to inspire us to create our own.

Design and decorate your object. You can draw, write words and sketch symbols, combining what you have seen in Miró and Picasso's works or inventing new ones.



# Invisible Traces

Every visitor leaves an invisible trace of their visit that forms part of the life of an exhibition. Test your memory by remembering the path you took through the two museums.

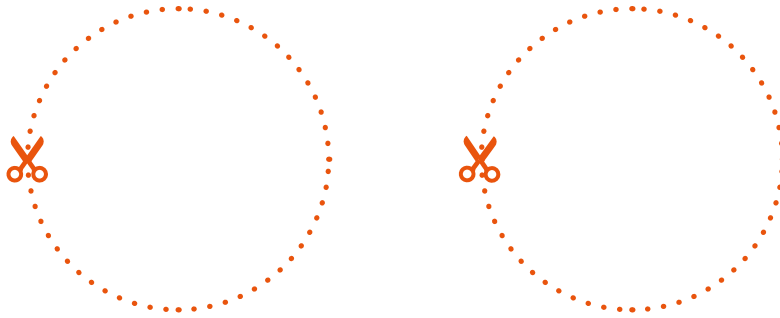
One path will begin at the red dot, the other at the black square. Trace the lines between the place where you entered, where you turned, the spot where you were most moved, the room where you laughed and so on and this will give you a drawing of your experience.





# For looking at the world with the eyes of an artist:

**VIEWER**, a tool to help you observe the world around you in a different and unhurried way.



The idea of Equip 3ART: Dimas Fàbregas, Marco Fragoso and Toni Vila. @3ART\_Educa  
Photo portrait of Miró: © Joaquim Gomis Estate. Fundació Joan Miró, Barcelona 2023  
Photo portrait of Picasso: © Lucien Clergue. Pablo Picasso at La Californie. Cannes, 4 November 1955  
Museum Picasso, Barcelona. Lucien Clergue Fonds, acquisition 2016  
© Atelier Lucien Clergue

Exhibition organized by the Museum Picasso Barcelona and the Fundació Joan Miró with the support of the Spanish National Commission for the Commemoration of the 50th anniversary of the death of Pablo Picasso and the Musée national Picasso-Paris

Main sponsor of the Fundació Joan Miró:

Picasso Celebration 1973 – 2023  
50 exhibitions and activities to celebrate Picasso:

With the support in Spain:

